

Aspects of ϕ -meson production in proton-proton collisions

A. Sibirtsev¹, J. Haidenbauer^{2,a}, and U.-G. Meißner^{1,2}

¹ Helmholtz-Institut für Strahlen- und Kernphysik (Theorie), Universität Bonn, Nußallee 14-16, D-53115 Bonn, Germany

² Institut für Kernphysik (Theorie), Forschungszentrum Jülich GmbH, D-52425 Jülich, Germany

Received: 19 December 2005 / Revised version: 17 February 2006 /

Published online: 10 April 2006 – © Società Italiana di Fisica / Springer-Verlag 2006

Communicated by V. Vento

Abstract. We analyze near-threshold cross-section data for the reaction $pp \rightarrow pp\phi$ published by the DISTO Collaboration and recent, still preliminary results presented by the ANKE Collaboration. We formulate a procedure to evaluate the OZI ratio at low energies by taking into account corrections from the kinematics and the final-state interaction. Combining the new data with the few measurements available at higher energies we give a limit for the OZI rule violation. We also demonstrate and discuss the effect of a possible contribution from a five-quark baryonic resonance coupled to the ϕp system on the $pp \rightarrow pp\phi$ cross-section and the ϕp and pp invariant mass spectra.

PACS. 13.60.Le Meson production – 14.20.Gk Baryon resonances with $S = 0$ – 12.10.Kt Unification of couplings; mass relations – 12.38.Qk Experimental tests

1 Introduction

ϕ -meson production in hadronic reactions motivates both experimental and theoretical activities for several reasons. A well-known argument is the possible violation of the Okubo-Zweig-Iizuka rule [1–3] and the role of the strangeness content of the nucleon. Moreover, ϕp production allows to search for cryptoexotic baryons with hidden strangeness.

The OZI rule states that the production of open as well as hidden strangeness from any initial state that does not contain an $s\bar{s}$ component is strongly suppressed relative to the production of non-strange states. Therefore, studies of the OZI rule are generally based on considering measurements of corresponding ϕ -meson and ω -meson production reactions. The cross-section ratio, $R_{\phi/\omega}$, is then compared with the limit proposed by Lipkin [4]. The latter follows from $SU(3)$ symmetry and involves the experimentally known deviation $\Delta\theta_V = 3.7^\circ$ from the ideal mixing angle between singlet and octet vector mesons, *i.e.*

$$\begin{aligned} R_{\phi/\omega} &= \frac{g_{\phi\rho\pi}^2}{g_{\omega\rho\pi}^2} = \frac{g_{\phi NN}^2}{g_{\omega NN}^2} = \frac{\sigma(\pi N \rightarrow \phi X)}{\sigma(\pi N \rightarrow \omega X)} = \frac{\sigma(NN \rightarrow \phi X)}{\sigma(NN \rightarrow \omega X)} \\ &= \tan^2(\Delta\theta_V) = 4.2 \cdot 10^{-3}, \end{aligned} \quad (1)$$

where the g 's denote corresponding coupling constants and X stands for any inclusive final state that does not

contain strange quarks. Actually eq. (1) is already violated on the level of the $\phi\rho\pi$ and $\omega\rho\pi$ coupling constants that can be extracted from $\phi \rightarrow \rho\pi$, $\omega \rightarrow 3\pi$, $\omega \rightarrow \pi\gamma$ and $\rho \rightarrow \pi\gamma$ decays [5,6]. These decays [7] result in an average ratio $R_{\phi/\omega} = (12.5 \pm 3.4) \cdot 10^{-3}$. Note that it is also established [8] that the $\phi \rightarrow \rho\pi$ decay alone violates the OZI rule.

A systematic analysis [9] of the experiments on ϕ and ω production in πN and NN reactions led to an average ratio of $R_{\phi/\omega} = (13.4 \pm 3.2) \cdot 10^{-3}$. Apparently, all phenomenological models [10–14] that directly take into account the OZI violation at the $\phi\rho\pi$ and $\omega\rho\pi$ vertices are able to reproduce the ratio given above. The same is also true for $NN \rightarrow NN\phi/\omega$ calculations [15,16] which utilize phenomenological $\pi N \rightarrow \phi N$ and $\pi N \rightarrow \omega N$ transition amplitudes fitted to the data. Accordingly, values around $R_{\phi/\omega} \simeq 13 \cdot 10^{-3}$ [9] are unlikely to be related to the strangeness content of the nucleon. On the other hand, some of the existing measurements indicate a significantly larger ratio, though one has to admit that these data are afflicted by sizeable error bars. However, if more precise results become available and confirm a much larger cross-section ratio for $NN \rightarrow NN\phi/\omega$, questions like those regarding a significant $s\bar{s}$ component in the nucleon must be certainly addressed.

A very recent analysis [17] of ϕ and ω photoproduction from the proton shows that the ratio $R_{\phi/\omega} = 0.8 \pm 0.2$ at photon energies above 30 GeV. This was interpreted in terms of quark–anti-quark fluctuations of the photon. Considering the $u\bar{u}$, $d\bar{d}$, $s\bar{s}$, $c\bar{c}$, $b\bar{b}$ and $t\bar{t}$ photon structure

^a e-mail: j.haidenbauer@fz-juelich.de

one might expect that at high energies, *i.e.* in the perturbative QCD regime, the ratios of different vector mesons approach unity, up to corrections due to the hadronic wave functions. The analysis [18,19] of ω and J/Ψ photoproduction results in the ratio $R_{[J/\Psi]/\omega} = 0.04 \pm 0.01$ at photon energy around $3 \cdot 10^3$ GeV, *i.e.* at the maximal energy where ω -meson photoproduction data are available. We concluded that the large ϕ/ω and $[J/\Psi]/\omega$ ratios observed in photoproduction at high energies are related to the nature of the photon itself but are irrelevant for the strangeness content of the nucleon. It was also noted that the ϕ photoproduction at low photon energies and for large four-momentum transfer squared t could not be understood in terms of perturbative QCD and probably the large ratio $R_{\phi/\omega} \simeq 0.1$ at $|t| > 2$ GeV² can be only explained if one assumes a large ratio of the ϕNN and ωNN couplings. Modern dispersion analyses [20,21] of the nucleon electromagnetic form factors show that the squared ratio of these coupling constant is about $\simeq 0.23$ (provided one assumes that the whole strength in the spectral function at $t \simeq 1$ GeV² is entirely given by the ϕ -meson, therefore such values should be considered as upper limits).

There are still some phenomena [22] which could be a signal of an $s\bar{s}$ component in the nucleon. For example, proton-antiproton annihilation at rest results in $R_{\phi/\omega} = 0.294 \pm 0.097$ for the $\phi\gamma$ and $\omega\gamma$ final states while a ratio $R_{\phi/\omega} = 0.106 \pm 0.012$ was found for the $\phi\pi$ and $\omega\pi$ channels. At the same time the available data for the annihilation in flight yield a ratio $R_{\phi/\omega} = (14.55 \pm 1.92) \cdot 10^{-3}$, which is compatible with the ratios extracted from πN and NN reactions and from vector meson decays. Again a substantial violation of the OZI rule was detected at low energies.

These observations in the γp and $\bar{p}p$ reactions provide a strong motivation to further search for substantial OZI rule violations at low energies. In 1998, the DISTO Collaboration reported a low-energy $pp \rightarrow ppV$ measurement indicating that the ratio $R_{\phi/\omega}$ is enhanced by about an order of magnitude relative to the OZI limit given in eq. (1). The experiment was done at a proton beam energy of $T_{lab} \simeq 2.85$ GeV, *i.e.* at an excess energy $\epsilon \simeq 82$ MeV above the $pp \rightarrow pp\phi$ reaction threshold. At such low energies corrections due to the differences in the $pp \rightarrow pp\phi$ and $pp \rightarrow pp\omega$ phase space and the pp final-state interaction (FSI) should be implemented for a meaningful analysis with regard to an OZI rule violation. Indeed eq. (1) holds only for high energies and when the cross-sections are practically energy independent.

Since the corrections mentioned above were not fully implemented in the analysis of ref. [23] the results given by the DISTO Collaboration can be only considered as qualitative estimations. Here we describe a procedure for the data evaluation that allows for an analysis of any 3-body final state. Following that procedure we extract the ratio $R_{\phi/\omega}$ from the DISTO results and from preliminary $pp \rightarrow pp\phi$ cross-section data reported recently by the ANKE Collaboration [24]. Note that the evaluation of the ratio $R_{\phi/\omega}$ requires data for $pp \rightarrow pp\omega$ as well. High-statistics ω data were published recently by the TOF

Collaboration [25,26]. Those data allow us to extract the $pp \rightarrow pp\omega$ reaction amplitude, which can be considered as an added bonus of our present study.

The manuscript is organized as follows. In sect. 2 we present and discuss our method to extract the OZI ratio from data on vector meson production in proton-proton collisions. It is applied to data from Saclay and COSY and the results are presented in sect. 3. Section 4 is devoted to the possible coupling of exotic states to the ϕ -proton final state. We end with a summary and outlook in sect. 5.

2 Method for extracting the OZI ratio from proton-proton collisions

Using non-relativistic 3-body phase space and applying corrections due to the FSI between the protons, the average $pp \rightarrow pp\omega$ reaction amplitude $|\mathcal{M}|^2$ can be extracted from the reaction cross-section σ by means of [27]

$$\sigma(\epsilon) = \frac{\sqrt{m_N^2 m_\omega}}{2^7 \pi^2 (2m_N + m_\omega)^{3/2}} \frac{\epsilon^2}{\sqrt{s^2 - 4sm_N^2}} \times \left[1 + \frac{4\beta^2 - 4\alpha^2}{(-\alpha + \sqrt{\alpha^2 + m_N \epsilon})^2} \right] |\mathcal{M}|^2, \quad (2)$$

where $\epsilon = \sqrt{s} - 2m_N - m_\omega$, \sqrt{s} is the invariant collision energy given in terms of the proton beam kinetic energy T_{lab} by $s = 2m_N(2m_N + T_{lab})$ and m_N , m_ω are the nucleon and ω -meson masses, respectively. The FSI effects are taken into account by means of the Jost function method with

$$|J(q)|^{-1} = \frac{q+i\beta}{q-i\alpha} = \left[\frac{r\beta^2 + rq^2}{2} + \frac{rq^2}{2} \right] \left[-\frac{1}{a} + \frac{rq^2}{2} - iq \right]^{-1}, \quad (3)$$

which at small q goes over into the Watson-Migdal parameterization and at large q approaches unity. In eq. (3) α and β are the parameters that specify the FSI between the protons; they are related to the scattering parameters by

$$a = \frac{\alpha + \beta}{\alpha\beta}, \quad r = \frac{2}{\alpha + \beta} \quad (4)$$

with $\alpha < 0$ and $\beta > 0$. In the present study we use the values $\alpha = -20.5$ MeV/ c and $\beta = 166.7$ MeV/ c . Integrating the square of the Jost function (3) over the non-relativistic 3-body phase space yields the factor in front of $|\mathcal{M}|^2$ in eq. (2).

The presently available data for the $pp \rightarrow pp\omega$ reaction cross-section [23,25,26,28,29] are shown in fig. 1a) as a function of the excess energy. Applying eq. (2) we can extract the average reaction amplitude $|\mathcal{M}|$. Corresponding results are displayed in fig. 1b). To evaluate the ϕ/ω ratio for the DISTO and ANKE data we need the $pp \rightarrow pp\omega$ reaction amplitude for excess energies in the range $10 < \epsilon < 100$ MeV. The only data available in this energy range are those of the TOF [25,26] and SPESIII [29] Collaborations. The reaction amplitude extracted from the SPESIII data via eq. (2) exhibits a strong

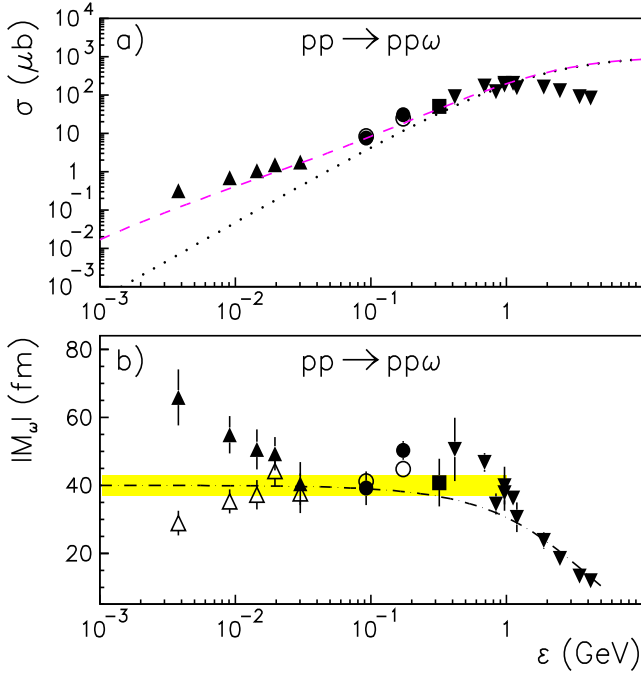


Fig. 1. a) The $pp \rightarrow pp\omega$ cross-section and b) the average reaction amplitude $|\mathcal{M}_\omega|^2$ as a function of the excess energy. The cross-section data are from refs. [28] (solid inverse triangles), [23] (solid squares), [29] (solid triangles), [25] (solid circles), and [26] (open circles), respectively. The corresponding values in b) are extracted from the cross-section data via eq. (2). The open triangles correspond to the data of ref. [29] but using eq. (5). The dashed line corresponds to eq. (2) with $|\mathcal{M}| = 40$ fm, while the dotted line indicates the results without FSI corrections. The shaded area indicates the average amplitude used in the present paper for the OZI analysis. The dash-dotted line is a phenomenological fit to the data of the form $\mathcal{M} = 40 \text{ fm} \exp(-0.27\epsilon)$.

energy dependence near threshold which might be due to (neglecting) the finite width of the ω -meson. Indeed one should account for the ω width, $\Gamma = 8.49$ MeV, when analyzing the data at low excess energies, *i.e.* at $\epsilon \simeq \Gamma$. In that case the relation between the $pp \rightarrow pp\omega$ cross-section and reaction amplitude is given as

$$\sigma(\epsilon) = \frac{1}{2^8 \pi^3 s \sqrt{s^2 - 4sm_N^2}} \int_{2m_\pi}^{\sqrt{s} - 2m_N} dx \frac{\Gamma |\mathcal{M}|^2}{2\pi (x - m_\omega)^2 + \Gamma^2/4} \times \int_{4m_N^2}^{(\sqrt{s}-x)^2} dy \frac{\sqrt{y^2 - 4ym_N^2} \sqrt{(s-y-x)^2 - 4yx^2}}{y} \times \frac{y^2 - 4m_N^2 + 4\beta^2}{y^2 - 4m_N^2 + 4\alpha^2}. \quad (5)$$

Replacing the ω -meson spectral distribution by the δ -function in eq. (5) one recovers eq. (2) in the non-relativistic limit. Indeed the relativistic corrections play only a minor role at $\epsilon < 10$ GeV, which can be checked by

numerical integration of eq. (5). The $pp \rightarrow pp\omega$ reaction amplitude extracted from SPESIII data utilizing eq. (5) is shown by the open triangles in fig. 1b). Although again the amplitude deviates from a constant at small ϵ we interpolate it as $|\mathcal{M}| = (40 \pm 3)$ fm for our further OZI analysis. Finally, the dashed line in fig. 1a) shows the result of eq. (2) with $|\mathcal{M}| = 40$ fm, while the dotted line indicates the results without FSI corrections.

We would like to make a short comment concerning the FSI corrections, or more precisely concerning the normalization of the lines in fig. 1a). Since we choose $|\mathcal{M}| = 40$ fm we reasonably describe the data for $\epsilon \leq 1$ GeV. But the use of a constant matrix element in eq. (2) apparently leads to an overestimation of the cross-section at high energies. However, one should keep in mind that any phenomenological model for that reaction will contain form factors that depend on the squared four-momentum transfer from the initial to the final proton. This t -dependence becomes substantial [27] at $\epsilon > 1$ GeV and effectively reduces the value of the integral over the phase space. This in turn allows to describe data at high energies within such models [15, 16].

3 Results

The formalism for extracting the reaction amplitude $|\mathcal{M}|^2$ for ϕ -meson production is the same as described in the preceding section, except that now the ϕ mass, m_ϕ , appears in eq. (2) and the excess energy is defined by $\epsilon = \sqrt{s} - 2m_N - m_\phi$. Figure 2 shows the $pp \rightarrow pp\phi$ cross-section and the ratio of the ϕ and ω production amplitude, $|\mathcal{M}_\phi|^2/|\mathcal{M}_\omega|^2$, as a function of the excess energy. In general, there are no measurements available for ω as well as ϕ production at exactly the same ϵ and, in addition, the ω -meson data shown in fig. 1 indicate some fluctuations, which might be related to systematics. Thus, for calculating the ratio for the DISTO and ANKE data we use the average amplitude $|\mathcal{M}| = (40 \pm 3)$ fm for ω -meson production. The triangles in fig. 2b) show the ratios obtained from the data on the total cross-sections of refs. [30, 31]. The circle and the asterisk are ratios published in refs. [32, 33] which correspond to cross-section measurements in the forward hemisphere. Since the first data point lies in an energy region where ω production data are available, one can use the measured ratio to obtain an estimation for the corresponding ϕ production cross-section or amplitude, respectively. This estimation rests on the plausible assumption that at excess energies of around 2 GeV the ϕ as well as of the ω cross-sections are already dominated by contributions in forward direction. Note that at such high energies differences in the phase space are practically negligible. The resulting point is shown in fig. 2a).

The shaded band in fig. 2b) indicates the ratio $R_{\phi/\omega} = (13.4 \pm 3.2) \cdot 10^{-3}$ extracted from a combined analysis of πN and NN data in ref. [9], which is close to the value $R_{\phi/\omega} = (12.5 \pm 3.4) \cdot 10^{-3}$ obtained from the vector meson decays. The DISTO measurement results in the ratio $R_{\phi/\omega} = (36 \pm 16) \cdot 10^{-3}$. The still preliminary ANKE

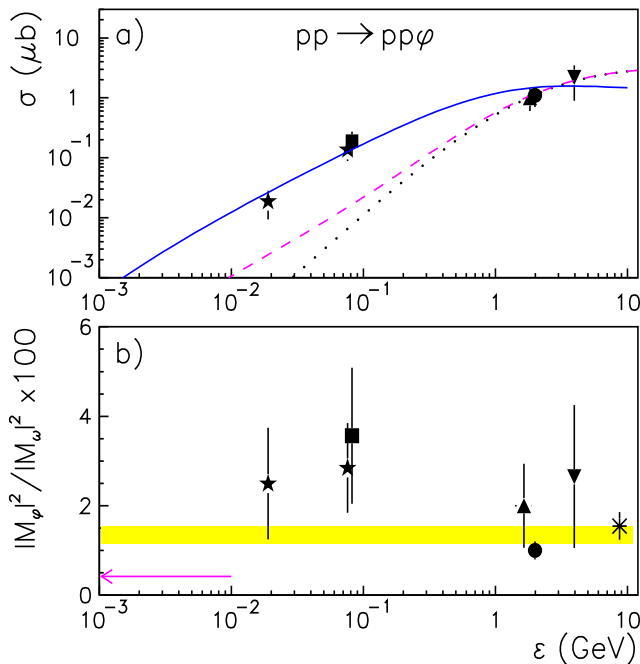


Fig. 2. a) The $pp \rightarrow pp\phi$ cross-section and b) the ratio of the amplitudes $|\mathcal{M}_\phi|^2/|\mathcal{M}_\omega|^2$ as a function of the corresponding excess energy. The square is the result from DISTO [23], the stars are the preliminary ANKE data [24], while the triangles are from refs. [30,31]. The circle and asterisk in b) are from ratio measurements in the forward hemisphere [32,33]. The dashed line shows the result of eq. (2) with $|\mathcal{M}| = 2.3$ fm, while the dotted line indicates the results without FSI corrections. The solid line is the results obtained with the inclusion of a baryonic resonance (A1) coupled to the ϕp system, discussed in sect. 4. The shaded area indicates the ratio $R_{\phi/\omega} = (13.4 \pm 3.2) \cdot 10^{-3}$ extracted previously [9] from a combined πN and NN OZI analysis. The arrow indicates the OZI limit given in eq. (1).

data [24] are consistent with the DISTO result. Thus, the central value of the ratio is indeed a factor of 4 larger than what was found in the other analyses. Unfortunately, however, the systematic uncertainties of the data on the ϕ/ω ratio from pp collisions are rather large and, therefore, impede the claim for a clear and more substantial OZI rule violation as compared to the limits found, for instance, in vector meson decays.

In any case, there is evidence that the near-threshold cross-section data for the reaction $pp \rightarrow pp\phi$ are enhanced as compared to the measurements at $\epsilon > 1$ GeV. This is demonstrated by the dashed line in fig. 2a). It corresponds to a calculation using eq. (2) and utilizing a constant reaction amplitude, $|\mathcal{M}| = 2.3$ fm, which is normalized to the high-energy data. In order to illustrate this more convincingly, let us now use eq. (2) to extract the reaction amplitude $|\mathcal{M}|$ from the measured cross-sections. Corresponding results are shown in fig. 3. To facilitate a comparison with the energy dependence of the amplitude for the reaction $pp \rightarrow pp\omega$ we include here the results for the ω amplitude (open squares) and also a fit to that amplitude (dash-dotted line), both taken over from fig. 1. Given the

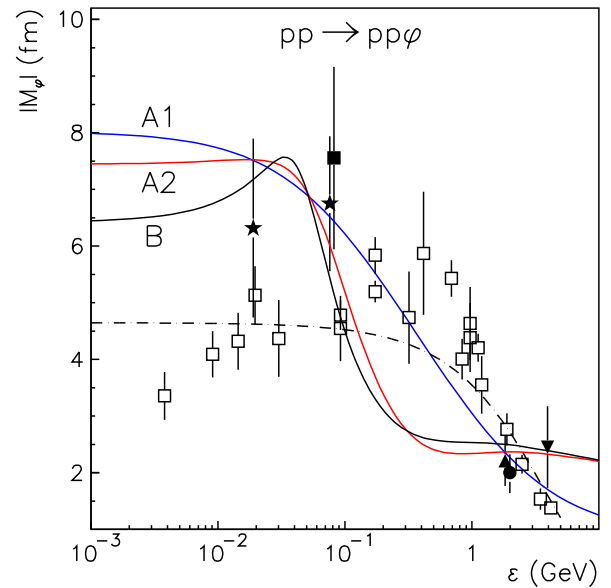


Fig. 3. The $pp \rightarrow pp\phi$ reaction amplitude, $|\mathcal{M}_\phi|$, as a function of the excess energy ϵ . The square is the result extracted from the DISTO data [23], the stars are those for the preliminary ANKE data [24], while the triangles are from refs. [30,31]. The circle was extracted from the measurement of ref. [32] as described in the text. The lines show results of a calculation that includes a baryonic (B_ϕ) resonance in the ϕp system with the parameters sets of ref. [40] (A1, A2) and given in eq. (7) (B), respectively. The open symbols and the dash-dotted line indicate the energy dependence of the $pp \rightarrow pp\omega$ amplitude and are taken over from fig. 1.

few data available and the large error bars there is some freedom in how the results for ω production are superimposed on the results for the ϕ production amplitude. Thus, at present one cannot rule out that the ϵ -dependence of the $pp \rightarrow pp\phi$ amplitude is basically the same as the one obtained for the reaction $pp \rightarrow pp\omega$. On the other hand, the data do suggest that, in the range $0.1 < \epsilon < 1$ GeV, the $pp \rightarrow pp\phi$ amplitude exhibits a significantly stronger variation with energy than what is seen for the ω production. This characteristic energy dependence could be a sign for an additional reaction mechanism in the ϕ production reaction, and specifically it might be caused by the excitation of a resonance in the ϕp system. We will elaborate this point in the next section.

4 Speculations on exotic baryons

A few years ago Landsberg proposed [34,35] that ϕp production, which is OZI suppressed for non-resonant reactions, is well suited for the search of cryptoexotic baryons with hidden strangeness, $B_\phi = udds\bar{s}$. It is expected that these pentaquark baryons have a narrow width and decay preferentially into the ϕN , $K\bar{K}N$ or YK channels, where Y stands for ground-state or excited hyperons. Note that these decays are OZI allowed. Experimental limits for the B_ϕ candidates were reported in refs. [32,36–40].

There are two independent observations of a narrow peak in the $\Sigma(1385)^0 K^+$ spectra, the first one with a mass $M = 2050 \pm 6$ MeV and width $\Gamma \leq 50 \pm 19$ MeV [38] and the second one with $M = 1956_{-6}^{+8}$ MeV and $\Gamma = 27 \pm 15$ MeV [36]. The high-statistics study of ref. [40] of the $\Sigma^0 K^+$ mass spectrum indicates two exotic states with $M = 1807 \pm 7$ MeV, $\Gamma = 62 \pm 19$ MeV and $M = 1986 \pm 6$ MeV, $\Gamma = 91 \pm 20$ MeV.

If such cryptoexotic B_ϕ baryons indeed exist, one expects them to contribute to the $pp \rightarrow pp\phi$ reaction as well. That was the basic idea of the experiment of ref. [32] where an upper limit for $B_\phi \rightarrow \phi p$ was provided but the low statistics did not allow to draw definite conclusions from the ϕp mass spectrum. Note that these measurements were done at $\epsilon \simeq 2$ GeV, where the non-resonant contribution to the process $pp \rightarrow pp\phi$ might dominate, as can be estimated from fig. 3. In that sense a study of a possible B_ϕ contribution at low excess energies has advantages and we expect that COSY is well suited for such an investigation [41].

In order to demonstrate the effect of such B_ϕ states in the reaction $pp \rightarrow pp\phi$ we introduce a baryonic resonance in the ϕp subsystem and parameterize the reaction amplitude by

$$\mathcal{M} = \mathcal{M}_0 + \frac{c_0 e^{i\varphi} M \Gamma}{M^2 - s_{\phi p} - iM\Gamma}, \quad (6)$$

where M and Γ are the resonance mass and width, respectively, while $s_{\phi p}$ is the squared invariant mass of the ϕp subsystem. Here we take $\mathcal{M}_0 = 3$ fm, in line with the data at higher energies, cf. fig. 3, and adjust the real constant c_0 so that the $pp \rightarrow pp\phi$ data are reproduced over the whole considered energy range. The possible phase φ between the two amplitudes was chosen to be $\varphi = 0$ for convenience (note also that the existing data do not allow to pin down this phase). For the resonance parameters we take the concrete values found in ref. [40], cf. above. The corresponding results are labelled by A1 and A2 in fig. 3. The constant c_0 was fixed to $c_0 = -34$ fm and 6.5 fm, respectively.

Obviously, both choices for the B_ϕ -resonance are in line with the experimental information on the $pp \rightarrow pp\phi$ reaction amplitude. Naturally, the corresponding results for the cross-section are in agreement with the experiment too, cf. fig. 2a), where we included the curve based on the set A1 for illustration. Thus, it is clear that, in principle, the enhanced $pp \rightarrow pp\phi$ cross-section at low energies could be due to a B_ϕ excitation. On the other hand, it is definitely not possible to determine the B_ϕ parameters unambiguously from the ANKE and the DISTO data on the reaction cross-section. To emphasize the latter issue, we present results from a third set (B) which describes the data almost equally well but is characterized by a significantly smaller width:

$$\text{B: } M = 1990 \text{ MeV}, \quad \Gamma = 40 \text{ MeV}, \quad c_0 = 7 \text{ fm}. \quad (7)$$

In any case, in view of the large error bars the necessity of a B_ϕ -resonance for the description of the $pp \rightarrow$

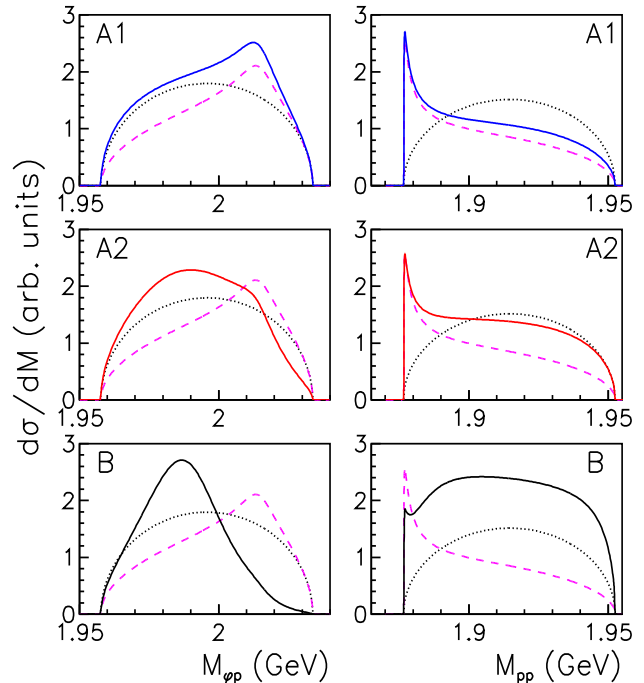


Fig. 4. The ϕp and pp invariant mass spectra for the reaction $pp \rightarrow pp\phi$ at $\epsilon = 76$ MeV. The dotted lines show the phase space distributions, the dashed lines are calculations with inclusion of the pp FSI and the solid lines are results obtained with including the pp FSI and a B_ϕ pentaquark resonance with the parameters sets of ref. [40] (A1, A2) and given in eq. (7) (B), respectively.

$pp\phi$ cross-section data is admittedly speculative. Further detailed studies are required before conclusions can be drawn. First, it is important to get the final results from the ANKE Collaboration [41] with high statistical accuracy. In addition, one certainly needs further data at low excess energies, where the different B_ϕ -resonances yield different energy dependences of the $pp \rightarrow pp\phi$ reaction cross-section. It would be also very useful to take more $pp \rightarrow pp\phi$ data at higher energies to verify the strong energy dependence of the reaction amplitude in the region $0.1 < \epsilon < 2$ GeV, and specifically to map out the energy dependence in that region in detail. This could be done, *e.g.*, at the JINR Nuclotron [42].

Furthermore, we want to point out that a direct investigation of a possible B_ϕ contribution can be also done through the analysis of the ϕp and pp invariant mass spectra. Figure 4 shows results for these mass spectra for the $pp \rightarrow pp\phi$ reaction at $\epsilon = 76$ MeV, *i.e.* for the current experimental setup of ANKE. The dotted lines represent the phase space distribution with $|\mathcal{M}| = \text{const}$, while the dashed lines are calculations where the pp FSI is taken into account via eq. (3). The solid lines in fig. 4 are predictions that include the pp FSI and a B_ϕ -resonance with parameter sets A1, A2 of ref. [40] and B given in eq. (7). Evidently, there are large differences in the ϕp but also the pp invariant mass distribution between the calcula-

tions with and without a B_ϕ and even for the different parameter sets used for B_ϕ . Nevertheless, the identification of a B_ϕ contribution requires high statistical accuracy and a high mass resolution. These are prerequisites for any experiment with the aim to resolve the issue of the possible existence of exotic pentaquark baryons with hidden strangeness.

5 Summary and outlook

In this paper, we have studied aspects of vector meson production in proton-proton collisions. We have proposed a strategy that allows to extract the OZI ratio $R_{\phi/\omega}$ correcting for the kinematical differences in the processes $pp \rightarrow pp\omega$ and $pp \rightarrow pp\phi$, respectively, and for the final-state interactions. The resulting values collected in fig. 2 are somewhat larger than but still compatible with the extraction of $R_{\phi/\omega}$ from older data on the πN and NN reactions. We have also pointed out a strong energy dependence of the $pp \rightarrow pp\phi$ reaction amplitude for excess energies $0.1 < \epsilon < 1$ GeV. This might be indicative of a resonance coupling strongly to the ϕp system. We have presented results assuming the presence of a cryptoexotic baryon with hidden strangeness. However, to establish such a state, a precise measurement of the $pp \rightarrow pp\phi$ reaction cross-section is mandatory. In addition, a detailed study of the invariant mass distributions, see fig. 4, can provide important information as well. Such measurements could be performed with the ANKE detector at COSY.

We would like to thank K.-Th. Brinkmann, H.-W. Hammer, C. Hanhart, M. Hartmann, Y. Maeda, J. Ritman and E. Roderburg for useful discussions. This work was partially supported by the Deutsche Forschungsgemeinschaft through funds provided to the SFB/TR 16 "Subnuclear Structure of Matter". This research is part of the EU Integrated Infrastructure Initiative Hadron Physics Project under contract number RII3-CT-2004-506078. A.S. acknowledges support by the COSY FFE grant No. 41760632 (COSY-085) and by SURA-06-C0452.

References

1. S. Okubo, Phys. Lett. **5**, 165 (1963).
2. G. Zweig, CERN report TH-412 (1964).
3. J. Iizuka, Prog. Theor. Phys. Suppl. **38**, 21 (1966).
4. H.J. Lipkin, Phys. Rev. B **60**, 371 (1976).
5. M. Gell-Mann, F. Zachariasen, Phys. Rev. **124**, 953 (1961).
6. U.-G. Meißner, Phys. Rep. **161**, 213 (1988)
7. S. Eidelman *et al.* (Particle Data Group), Phys. Lett. B **592**, 1 (2004).
8. P. Jain, R. Johnson, U.-G. Meißner, N.W. Park, J. Schechter, Phys. Rev. D **37**, 3252 (1988).
9. A. Sibirtsev, W. Cassing, Eur. Phys. J. A **7**, 407 (2000) [nucl-th/9907059].
10. K. Nakayama, J.W. Durso, J. Haidenbauer, C. Hanhart, J. Speth, Phys. Rev. C **60**, 055209 (1999) [arXiv:nucl-th/9904040].
11. K. Nakayama, J. Haidenbauer, J. Speth, Phys. Rev. C **63**, 015201 (2001) [arXiv:nucl-th/0008047].
12. A.I. Titov, B. Kämpfer, B.L. Reznik, Eur. Phys. J. A **7**, 543 (2000) [arXiv:nucl-th/0001027].
13. A.I. Titov, B. Kämpfer, B.L. Reznik, Phys. Rev. C **65**, 065202 (2002) [arXiv:nucl-th/0102032].
14. L.P. Kaptari, B. Kämpfer, Eur. Phys. J. A **23**, 291 (2005) [arXiv:nucl-th/0406077].
15. D. Griffiths, A.M. Saperstein, D.T. Schnitzler, Nucl. Phys. B **34**, 397 (1971).
16. A.A. Sibirtsev, Nucl. Phys. A **604**, 455 (1996).
17. A. Sibirtsev, U.-G. Meißner, A.W. Thomas, Phys. Rev. D **71**, 094011 (2005) [arXiv:hep-ph/0503276].
18. A. Sibirtsev, K. Tsushima, S. Krewald, Phys. Rev. C **67**, 055201 (2003) [arXiv:nucl-th/0301015].
19. A. Sibirtsev, S. Krewald, A.W. Thomas, J. Phys. G **30**, 1427 (2004) [arXiv:nucl-th/0301082].
20. H.W. Hammer, U.-G. Meißner, Eur. Phys. J. A **20**, 469 (2004) [arXiv:hep-ph/0312081].
21. P. Mergell, U.-G. Meißner, D. Drechsel, Nucl. Phys. A **596**, 367 (1996) [arXiv:hep-ph/9506375].
22. V.P. Nomokonov, M.G. Sapozhnikov, Phys. Part. Nucl. **34**, 94 (2003) [arXiv:hep-ph/0204259].
23. F. Balestra *et al.*, Phys. Rev. Lett. **81**, 4572 (1998); F. Balestra *et al.*, Phys. Rev. C **63**, 024004 (2001).
24. M. Hartmann *et al.*, Nucl. Phys. A **755**, 459 (2005).
25. S. Abd El-Samad *et al.*, Phys. Lett. B **522**, 16 (2001).
26. M. Schulte-Wissermann, Diploma Thesis, University of Dresden (2004).
27. A. Sibirtsev, J. Haidenbauer, H.-W. Hammer, S. Krewald, this issue, p. 269.
28. Landolt-Börnstein, New Series, Vol. **I/12** (Springer, 1998).
29. F. Hibou *et al.*, Phys. Rev. Lett. **83**, 492 (1999).
30. V. Blobel *et al.*, Nucl. Phys. B **69**, 237 (1974); Phys. Lett. B **59**, 88 (1975).
31. R. Baldi *et al.*, Phys. Lett. B **68**, 381 (1977).
32. M.W. Arenton *et al.*, Phys. Rev. D **25**, 2241 (1982)
33. S.V. Golovkin *et al.*, Z. Phys. A **359**, 435 (1997).
34. L.G. Landsberg, Phys. Usp. **37**, 1043 (1994).
35. L.G. Landsberg, Phys. Rep. **320**, 223 (1999).
36. A.N. Aleev *et al.*, Z. Phys. C **25**, 205 (1984).
37. V.A. Dorofeev *et al.*, Phys. At. Nucl. **57**, 227 (1994).
38. V.A. Dorofeev *et al.*, Phys. At. Nucl. **57**, 238 (1994).
39. M.Ya. Balatz *et al.*, Z. Phys C **61**, 223 (1994).
40. D.V. Vavilov *et al.*, Phys. At. Nucl. **63**, 1391(2000); Yu.M. Antipov *et al.*, Phys. At. Nucl. **65**, 2070 (2002).
41. M. Hartmann *et al.*, COSY Proposal 104.2 (2004).
42. R.A. Salmin *et al.*, in *Proceedings of the International Conference on High-Energy Interactions: Theory and Experiment (Hadron Structure '02)*, edited by J. Urban *et al.*, (Kosice Safarik University, Slovakia, 2003) p. 280.